


Precision High Capacity Resistors

Model 1282

| | |
|-----------|-------------------|
| Code: | 1282 EN |
| Delivery: | ex stock/16 weeks |
| Warranty: | 24 months |



1282 EN

- Temperature coefficient ≤ 10 ppm/K
- Nominal load 20 W
- Ranges $1 \text{ m}\Omega \dots 100 \text{ m}\Omega$
- Four-terminal measurement principle
- Accuracy 0.02 %
- For technical frequency 50 Hz

Application

In connection with very precise digital voltmeters the model 1282 resistors are used as measuring resistors for accurate registration of direct and alternating currents up to 200 A. The compact construction supports universal application. The exceptional low temperature coefficient extends the scope of application a second time.

A typical application is the wide range of quality and reliability testing. Regular measurements give a reliable information of the quality level of parts, instruments and systems.

Description

Technologies already approved with our precision and calibration resistors - which especially guarantee a secure conduction of the dissipation heat - have been transferred to the precision high capacity resistors. Those are designed on four-wire measurement principle. The voltage path is equalized to the customized value and to an accuracy of 0.02 %, (with reference temperature = 23 °C).

At maximum load a temperature increase within the resistor occurs. This temperature increase is compensated by a large surface area of the cooling body. The heat resistance of the resistors described is 1 K/W: The temperature of the resistor rises 1 K per Watt of supplied energy. All power and limiting values of the diagrams overleaf refer to the resistor material MANGANIN®. Unfavourable installation with insufficient possibility of ventilation and cooling have to be taken into consideration accordingly.

The potential tap is effected via brass terminals with 4 mm hole. The screw-terminals for the current feed are dimensioned according to the maximum capacity.

Technical Data

| | |
|--------------------------|---|
| Resistance ranges: | 1 mΩ ... 100 mΩ, any resistance value within this range is available |
| Resistance tolerance: | 0.02 % |
| Calibration temperature: | 23 °C |
| Resistance material: | MANGANIN® |
| Temperature coefficient: | < 10 ppm/K |
| Temperature dependence: | $R_t = R_{20} (1 + a_{20} (t - 20) + b (t - 20)^2)$ $a_{20} = 0 \dots 20 \cdot 10^{-6}$ $b = -0.59 \cdot 10^{-6}$ |
| Long-term stability: | < 0.01 % over years |
| Long-term load: | 20 W |
| Short-time over load: | approx. 90 W < 1 min |
| Ultimate load: | 60 W at 25 °C environmental temperature |
| Current limit (at 1 mΩ): | 200 A |
| Surface temperature: | max. 85 °C, results from heat resistance + ambient temperature |
| Thermal resistance: | 1 K/W |

Construction:

Resistance element is made of a MANGANIN® sheet with four terminal connection. It is installed free of mechanical tension between two cooling bodies, current junction is realized via screw terminals, potential tap is made via brass terminals.

| | |
|---------------------------------|--|
| Capacity C_r : | < 4 nF, resistance element to cooling body |
| Electrical strength: | test voltage 1950 VDC |
| Max. potential: | 42 V against cooling body insulated mounting required for higher voltages |
| Isolation resistance R_{is} : | 100 MΩ, cooling body against resistance element |
| Specifications: | according DIN EN 60477 |
| Dimensions (W x H x D): | 265 x 100 x 150 [mm] |
| Weight: | ca. 2.3 kg |

Order Information

Precision high capacity resistors

Resistance value 1 mΩ

Resistance value 10 mΩ

Resistance value 100 mΩ

Any value in the range 1 ... 100 mΩ

Delivery: 12 weeks

Model 1282-0.001
Model 1282-0.01
Model 1282-0.1
Model 1282S

DAkkS Calibration Certificate for model 1282 **12DKD-1282**

Manufacturer calibration certificate for model 1282 **12WKS-1282**

DAkkS Calibration Certificate

burster präzisionsmesstechnik maintains a calibration laboratory for the measurement of electrical quantities which is affiliated to the "Deutscher Kalibrierdienst" (DKD). Supervised by the Physikalisch-Technische Bundesanstalt (PTB) in Braunschweig the calibration laboratory at burster präzisionsmeßtechnik is authorized to issue calibration certificates. The measuring results and uncertainties stated in the calibration certificates are determined by standards and measuring instruments which, in turn, are subject to a periodical comparison with the official national and international standards. Proof of the official calibration is the calibration certificate and a calibration mark which is applied to the test object.

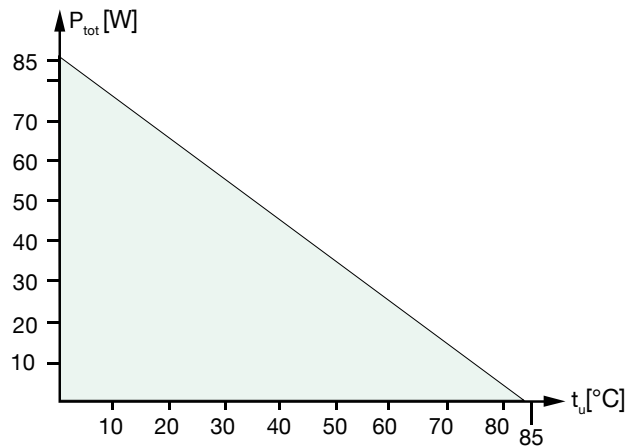
Precision high capacity resistors can be delivered with a DAkkS Calibration Certificate. The calibration is made with direct current to max. 10 A at 23 °C. The measuring uncertainty is at best $\pm 2 \cdot 10^{-5}$ of the measured value.

Manufacturer Calibration Certificate

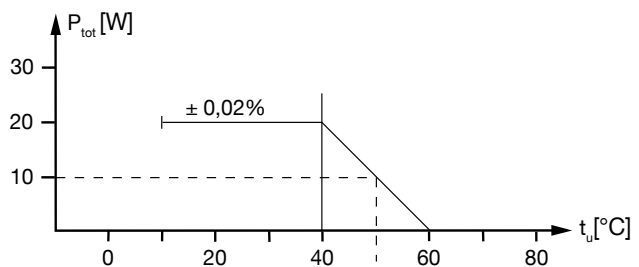
Please refer to DAkkS Calibration Certificate but with increased uncertainty.

The traceability of the used secondary voltage and resistance standards to the national standards according to DIN ISO 9000ff is guaranteed by our certified calibration laboratory.

Load limit curve



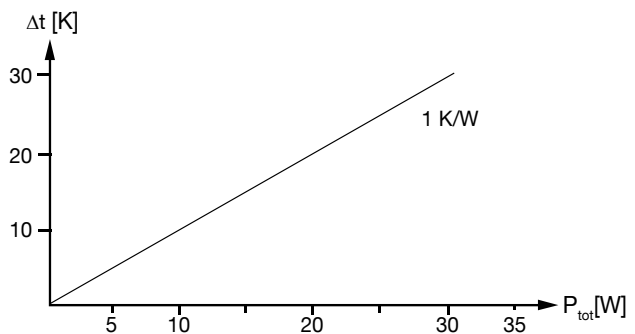
Load reduction curve



The max. load capacity with different ambient temperature as a function of the warm-up error can be taken from the load reduction curve.

Example: Ambient temperature: max. 50 °C; accepted ΔR by temperature influence: max. 0.02 %; max. permissible load: 10 W.

Characteristic load as a function of excessive temperature



Cooling body temperature = ambient temperature + excessive temperature.

P_{tot} = dissipation power
 t_u = ambient temperature
 Δt = temperature elevation over ambient temperature

