


DEZ ignition transformers

Technology

The DUNGS DEZ are electronic high-performance ignition transformers with high-frequency oscillation technology.

Compared with conventional inductive ignition transformers, the DEZ are much smaller and lighter.

Designs for one or two ignition electrodes are available in different voltage versions.



Application

For oil and gas burners, ignition takes place, depending on design, with one ignition electrode against the burner mass or with two ignition electrodes between the electrodes.

Approval

73/23/EEC Low-Voltage Directive
89/336/EEC EMC Directive

Parameter overview

DEZ function

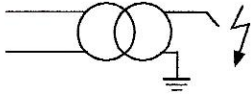
The DEZ ignition transformers are available in two versions. Either with a high-voltage output (DEZ 1xx) for ignition against the burner mass or with two high-voltage

outputs (DEZ 2xx) for ignition between the electrodes.

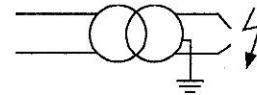
Both versions are available with different performance data.

For use in burner systems in which ignition and ionisation flame monitoring takes place via a common electrode, the "SEO" versions must be used.

DEZ 1xx




DEZ 2xx



DEZ Versions	DEZ 100	DEZ 101	DEZ 100 SEO	DEZ 101 SEO	DEZ 200
High-voltage outputs	1	1	1	1	2
Mains voltage [VAC]	230/240	120	230	120	230/240
Frequency [Hz]	50/60	50/60	50/60	50/60	50/60
Current consumption [A]	0.3	0.5	0.3	0.5	0.14
Power consumption [VA]	69	55	69	60	32
Secondary voltage [kV] +/- 10 %	1 x 15	1 x 15	1 x 15	1 x 15	2 x 10
Secondary frequency [kHz]	10	13	10	16	10
Short-circuit current [mA]	30	30	30	30	20
Duty cycle 3 min.	33 %	33 %	33 %	33 %	100 %
Type of protection	IP 54	IP 54	IP 54	IP 54	IP 54
Ambient temperature t_a [°C]	-20...60 °C	-20...60 °C	-20...60 °C	-20...60 °C	-20...60 °C
Weight [kg]	0.32	0.32	0.32	0.32	0.32
Part-No.	252 113	255 018	257 126	257 127	252 114

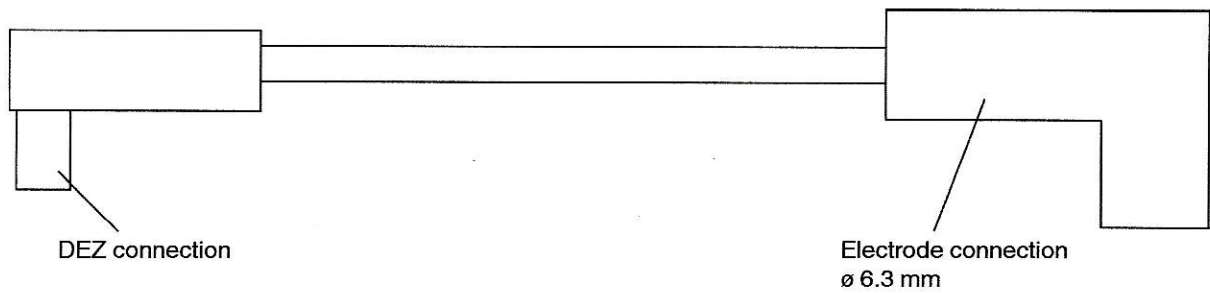
Electrical connection

Connection to the mains is made through pre-fabricated connection lines DEZ 1xx/2xx, which are available in different lengths.

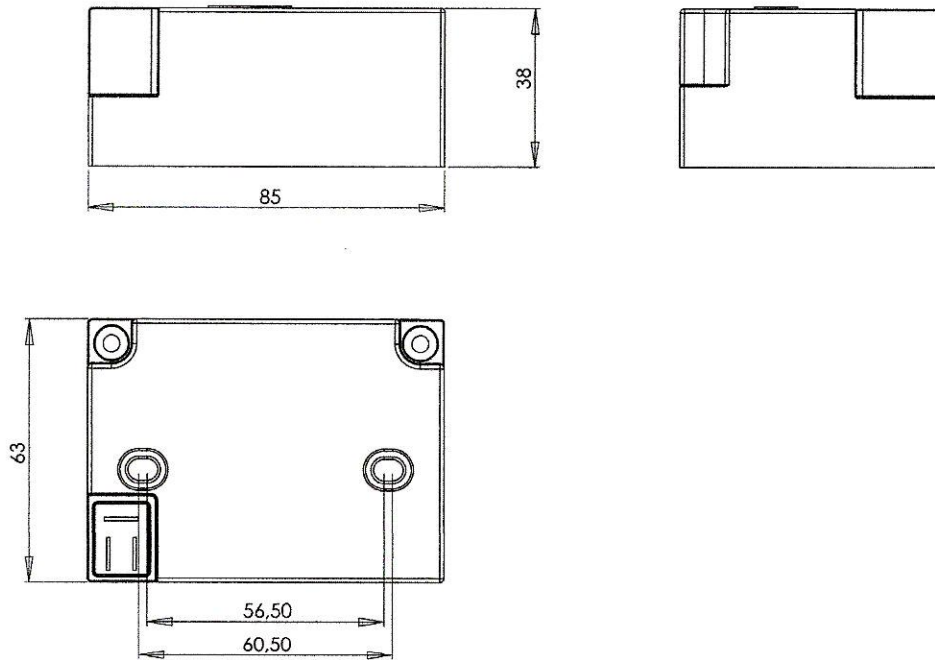


The ignition electrodes are connected via pre-fabricated carbon fibre ignition lines. The high line resistance of the ignition line of 10 kOhm/m effectively suppresses EMC faults.

The ignition lines are fitted with an insulated 6.5 mm angle plug on the electrode side.



Dimensions



Attention

The operation of the DEZ ignition transformers produces very high voltages. The ignition transformers may only be put into operation if the ignition electrodes were built into the burner / burner chamber touch-proof and all live connections by means of the lines provided for this purpose were made touch-proof.

The length of the ignition line(s) must not exceed 1 m.

Connecting the protective earth is mandatory.

Connecting the protective earth is mandatory.

In the "SEO" version for single-electrode operation, the protective earth is connected to terminal 5 of the MPA 41xx.