

## Datasheet - MKTC32



Command and signalling devices / Spring-return joystick switches WKT MKT, Maintained joystick switches WKS MKS, (C-18WKT C-47WKS) / Mounting hole Ø 22.3 mm / MKT - Spring-return joystick switches



- Mounting hole 22.3
- Mounting Knurled nut
- bis 6 Front plate thickness
- without Locking sleeve
- 4 Contacts
- Mounting depth 70
- 2 switch position

(Minor differences between the printed image and the original product may exist!)


### Ordering details

Product type description	MKTC32
Article number	101005832
Strobe lamp	
eCl@ss	27-37-14-04

### Approval

Approval

### Global Properties

Permanent light	MKT Kreuztaster
Standards	IEC/EN 60947-5-1, IEC/EN 60947-1
Compliance with the Directives (Y/N) 	Yes
Suitable for safety functions (Y/N)	No
suitable for exterior use (Y/N)	Yes
Climatic stress	IEC/EN 60068-2-20
Mounting	Knurled nut
Mounting position	arbitrarily
Materials	
- Material of the front ring	Aluminium - anodized

- Material of the bellows	Rubber
Material thickness of the sealing bellows	1
Color	
- Colour of the bellows	Black
- Colour of the front ring	Silver
Weight	150
Locking sleeve (Y/N)	No

## Mechanical data

---

Design of electrical connection	Screw connection
Cable section	
- Min. Cable section	0,5
- Max. Cable section	2.5
Mechanical life	10.000.000 operations
Switching frequency	1200 s
notice	All indications about the cable section are including the conductor ferrules.
Actuating force	11
restistance to shock	110 / 4 - 30 / 18
Resistance to vibration	> 20 / 10 ... 200
Latching (Y/N)	No
Probing possible (Y/N)	Yes
Return to zero position (Y/N)	Yes
Latching position	left and right zero position
Number of switch positions	2
- Position A, B	
Number of directions	2
Front plate thickness	
- min. front plate thickness	1.5
- max. front plate thickness	6

## Ambient conditions

---

Ambient temperature	
- Min. environmental temperature	-25
- Max. environmental temperature	+80
Protection class	IP65, IP67 to IEC/EN 60529
Degree of pollution	3 IEC/EN 60947-1

## Electrical data

---

Design of control element	2 Normally open contact (NO) / 2 Normally open contact (NO)
Switching principle	Creep circuit element
Number of auxiliary contacts	4
Number of safety contacts	0
Rated impulse withstand voltage	4
Rated insulation voltage	400
Thermal test current	10 A
Utilisation category	AC-15: 250 V / 8 A DC-13: 24 V / 5 A
Max. fuse rating	10 A gG D-fuse
- galvanically separated contact bridges	Yes
Contacts at position	
- A	2 Normally open contact (NO)

- B	2 Normally open contact (NO)
- C	-
- D	-
Number of switching stages	2
Number of shutters per direction	2

## ATEX

---

Explosion protection categories for gases	None
Explosion protected category for dusts	None

## Dimensions

---

Dimensions	
- Length of the actuator	77
- Mounting depth	70
Hole of central anchorage, diameter	22.7
Mounting hole IEC/EN 60947-1	22.3 + 0,4
Spacing	80 x 80

## Documents

---

**Datasheet** (de) 937 kB, 15.11.2010

Code: k\_krep02

**Datasheet** (en) 610 kB, 15.11.2010

Code: g\_krep02

**Mounting and wiring instructions** (de, en) 223 kB, 06.09.2017

Code: m\_mktp01\_de-en

**Declaration of conformity** (de) 94 kB, 02.03.2017

Code: \_\_krep01\_de

**Declaration of conformity** (en) 91 kB, 06.03.2017

Code: \_\_krep01\_en

**Brochure** (de) 80 MB, 07.02.2012

Code: b\_krep01\_de

**Brochure** (de) 1 MB, 09.07.2012

Code: b\_krep01\_de

**Brochure** (en) 1 MB, 09.07.2012

Code: b\_krep01\_en

**Brochure** (pt) 1 MB, 09.07.2012

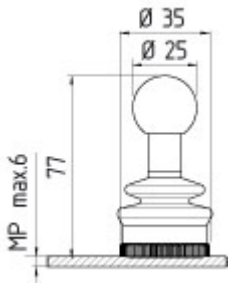
Code: b\_krep01\_pt

**Brochure** (es) 1 MB, 09.07.2012

Code: b\_krep01\_es

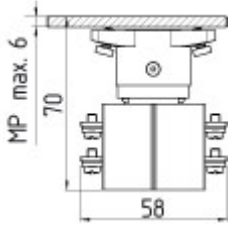
## Images

---



Dimensional drawing (miscellaneous)

---



Dimensional drawing (miscellaneous)

---

K.A. Schmersal GmbH & Co. KG, Mödinghofe 30, D-42279 Wuppertal

The data and values have been checked thoroughly. Technical modifications and errors excepted.

Generiert am 05.02.2018 - 15:45:13h Kasbase 3.3.0.F.64I