



# ENAPART



93 S Railroad Avenue Unit C  
Bergenfield NJ 07621 USA  
[www.enapart.com](http://www.enapart.com)  
[sales@enapart.com](mailto:sales@enapart.com)



Via del Canneto 35,  
Borgosatollo, Brescia - Italia  
[www.enapart.it](http://www.enapart.it)  
[vendite@enapart.it](mailto:vendite@enapart.it)



Barbaros Mah. Ihlamur Bul. Aĝaoĝlu  
My Newwork No:3/15 Ataşehir / İstanbul  
[www.enapart.net](http://www.enapart.net)  
[satis@enapart.net](mailto:satis@enapart.net)



PRIVADA 10 B SUR #3908 COL.  
ANZUREZ, C.P. 72530, PUEBLA, PUE  
[www.enapart.com.mx](http://www.enapart.com.mx)  
[sales@enapart.com.mx](mailto:sales@enapart.com.mx)



Friedrich-Ebert-Anlage 36, 60325  
Frankfurt am Main, Germany  
[www.enapart.de](http://www.enapart.de)  
[anfrage@enapart.de](mailto:anfrage@enapart.de)



4 boulevard Carnot, 95400  
villiers-le-bel, Paris, France  
[www.enapart.fr](http://www.enapart.fr)  
[sales@enapart.fr](mailto:sales@enapart.fr)



65049, ОДЕСА, ВУЛИЦЯ ІВАНА  
ФРАНКА, БУДИНОК 55, ПОВЕРХ 3  
[www.enapart.com.ua](http://www.enapart.com.ua)  
[sales@enapart.com.ua](mailto:sales@enapart.com.ua)



MUNICIPIUL BUCUREȘTI, SECTOR 3,  
B-DUL BASARABIA, NR.250, CORP P+5  
[www.enapart.ro](http://www.enapart.ro)  
[sales@enapart.ro](mailto:sales@enapart.ro)



〒584-0023 大阪府富田林市若松町  
東2丁目2番16号  
[www.enapart.co.jp](http://www.enapart.co.jp)  
[sales@enapart.co.jp](mailto:sales@enapart.co.jp)



PLAZA NUESTRA SEÑORA DE LAS  
NIEVES 12 ,LOCAL ,50012,ZARAGOZA  
[www.enapart.es](http://www.enapart.es)  
[ventas@enapart.es](mailto:ventas@enapart.es)



Складова база „Онгъл“, Склад А2, п.к.  
4006, гр. Пловдив, България  
[www.enapart.bg](http://www.enapart.bg)  
[sales@enapart.bg](mailto:sales@enapart.bg)



3 Austin Mews, High Street, Hemel  
Hempstead, HP1 3AF , United Kingdom  
[www.enapart.co.uk](http://www.enapart.co.uk)  
[sales@enapart.co.uk](mailto:sales@enapart.co.uk)

**Art. "AX" - SHUTTER ANGLE VALVE IN STAINLESS STEEL FOR STEAM AND HIGH TEMPERATURE**

**DESCRIPTION**

Angle valve at 45° with flat shutter closing.

SEAL SYSTEM: PTFE.

Seal AUTOENERGIZED (PTFE+SPRING) on the stem.

Special gaskets for high temperature on the pneumatic side.

**The valve body and all parts into contact with fluid are in AISI 316 stainless steel.**

Perfect airtight. Long life also with high operating frequencies.

Pneumatic actuator with reciprocating piston movement.

It is equipped with a NUT which, turning the cylinder by 360°, allows the desired positioning of air side connection.

Connections with inner GAS ISO 228 thread female-female.

Control air 1/8" GAS connection.

**ALLOWABLE TEMPERATURES**

Operating temperature: from -20°C to + 200°C.

**For steam** please refer to the Differential Pressure and Saturated Steam Charts.

**ACTUATOR PILOT PRESSURE:** Max 8 bar.

**VERSIONS AND SIZES**

DA: 1/2" - 3/4" - 1" - 1"1/4 - 1"1/2 - 2"

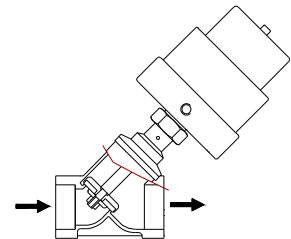
SANC: 1/2" - 3/4" - 1" - 1"1/4 - 1"1/2 - 2"

SANO: 1/2" - 3/4" - 1" - 1"1/4 - 1"1/2 - 2"

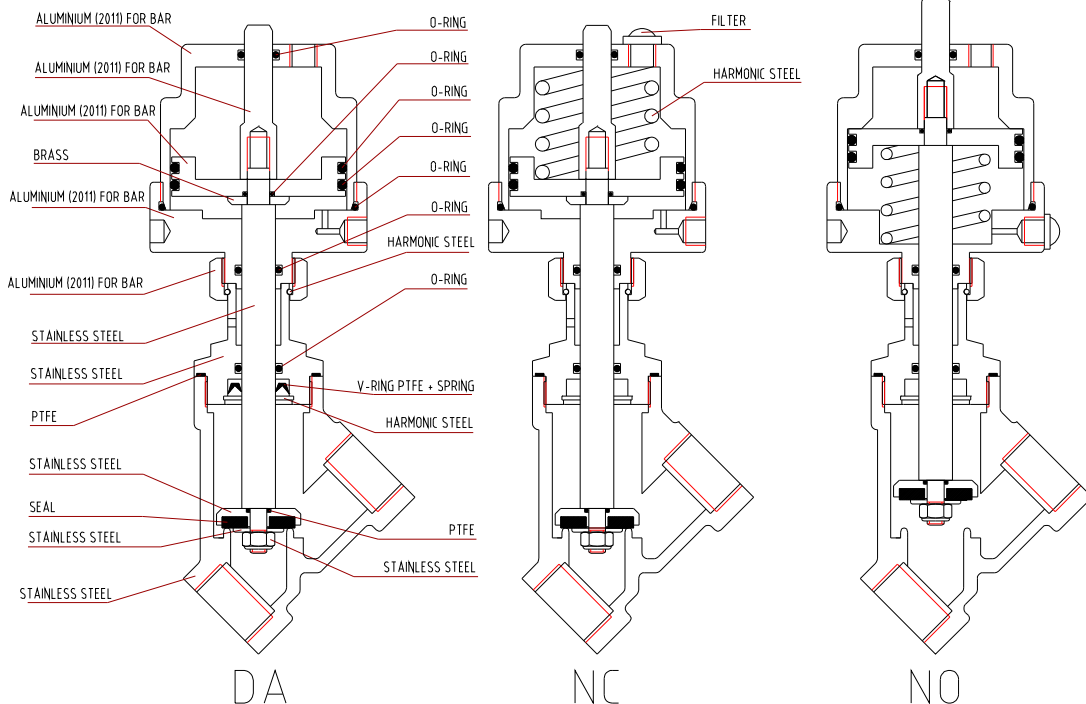
**ANODIZING TREATMENT ON OUTSIDE DETAILS  
MADE IN ALUMINIUM.**

It is **not subject** to the "Water Hammer" if the fluid pass through the valve in the direction of the arrow printed on the body (under the actuator).

With these conditions the tightness is guaranteed up to the pressures shown in the Differential Pressure Chart.


**MINIMUM PRESSURE REQUIRED TO OPEN NC VERSION**

G	1/2"	3/4"	1"	1"1/4	1"1/2"	2"
BAR	4,5	4,5	4,5	5	5	5



# Art. "AX"

## SATURATED STEAM CHARTE

MANOMETER PRESSURE bar	TEMP. C°
0	100
1	120
2	134
3	144
4	152
5	159
6	165
7	170
8	175
9	180
10	184
11	188
12	192
13	195
14	198
15	201
16	204
17	207
18	210
19	212
20	215

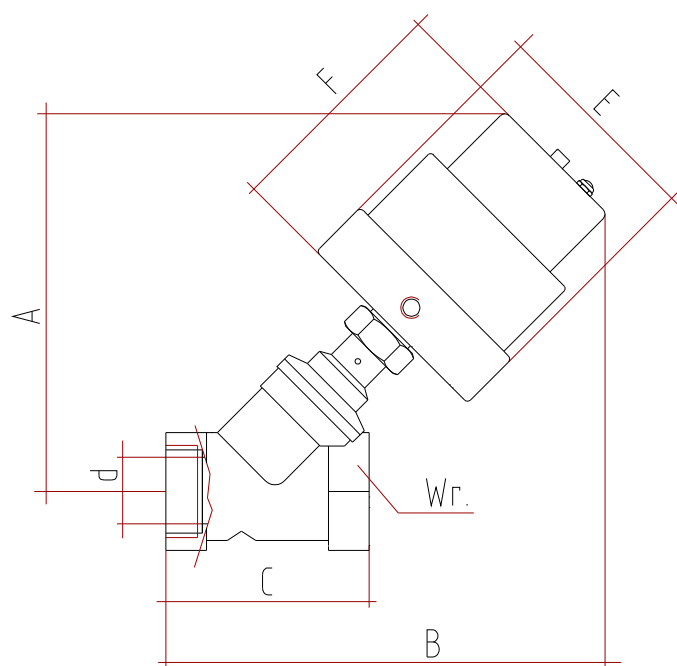
## DIFFERENTIAL PRESSURE CHART

### NC VERSION

G	DeltaP bar
1/2"	21
3/4"	15
1"	13
1"1/4	20
1"1/2	15
2"	9

### DA/NO VERSION

G	PRESS. PILOTA bar	DeltaP bar
1/2"	4	18
1/2"	5	23
3/4"	4	16
3/4"	5	22
1"	4	15
1"	5	20
1"1/4	4	16
1"1/4	5	20
1"1/2	4	12
1"1/2	5	15
2"	4	9
2"	5	11



## OVERALL DIMENSIONS

DN	G	A	B	C	d	E	F	Wrench	Kv	Weight
mm.		mm.	mm.	mm.	mm.	mm.	mm.	mm.	m <sup>3</sup> /h	gr.
15	1/2"	150	166	68	15	77	74	29	4.5	1380
20	3/4"	153	172	80	20	77	74	38	11	1560
25	1"	153	172	95	25	77	74	42	13	1720
32	1"1/4	197	224	110	32	100	113	52	30	3200
40	1"1/2	200	231	120	40	100	113	60	42	3800
50	2"	202	235	140	50	100	113	72	66	4400