

SK - SQ LIMIT SWITCH BOX SERIES

Compact limit switch box for hazardous areas, with explosionproof protection method.

FEATURES

- Twin shaft design
- Metallic self lubricant bushings
- Aluminium or 316L stainless steel housing option for maximum corrosion protection
- 2 cable entries either metric or imperial
- Adjustable mounting kit for NAMUR actuators available on request
- Easy wiring through the terminal PCB board
- Suitable for arctic environments

SK LIMIT SWITCH BOX

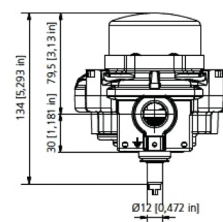
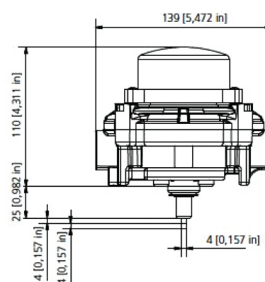
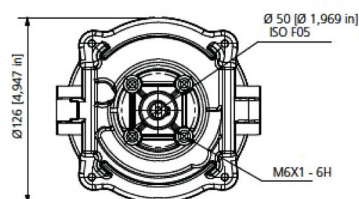


SQ LIMIT SWITCH BOX

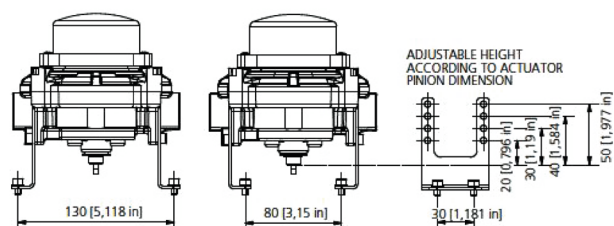


APPROVALS

- **ATEX, IECEx, EAC, CCOE, INMETROL:**
Ex II 2GD Ex db IIC T4/T5/T6 Gb
Ex tb IIC T135/T100/T85°C Db
Ta: -55 °C ≤ Ta ≤ 105 °C / 80 °C / 60 °C
- **UL (available on Sk series only):**
Class I Division 1 Groups A, B, C, D Division 2 Groups A, B, C, D
Class II Division 1 Groups E, F, G Division 2 Groups F, G
- **SIL certificate:**
Up to SIL 3 certified by TÜV
- **Protection rating:**
IP 66 / 67
IP 66 / 68 15 m for 100 hours
Nema 4 4X on request
- **Temperature:**
-20 to +80 °C (-4 to +176 °F) standard temperature range
-55 to +105 °C (67 to +221 °F) available on request



OPTIONAL ADJUSTABLE MOUNTING KIT FOR NAMUR ACTUATORS



NOMENCLATURE

SK N1 2 0 0 - 1 1 X 2 1 A 3

Box

SK = Die-cast aluminium enclosure
SQ = 316L stainless steel enclosure

Switch

01 = SPDT el.mech. switch silver plated contacts
03 = SPDT el.mech. switch gold plated contacts
1F = DPDT el.mech. switch silver plated contacts
C4 = SPDT magnetic hermetically sealed reed switch
N1 = SPDT magnetic hermetically sealed silver plated snap acting contacts
N3 = SPDT magnetic hermetically sealed gold plated snap acting contacts
73 = Inductive proximity sensor model NBB2-V3-E2, 3 wire PNP NO

Switch Quantity

2 = 2 switches

Terminals

O = Screw type terminals with sov connection
E = Cage clamp terminals with sov connection (for low tem p.)

Coating

O = Black powder coating (SK Series) Aluminium
E = Electro polish finishing (SQ Series) Stainless Steel

Cable Entries

1 = 2 cable entries 1/2" NPT
2 = 2 cable entries M20 x 1.5

Visual Position Indicator

O = 3D plastic visual position indicator red and green
T = 3D stainless steel position indicator

Approval

X = ATEX and IECEx certified box
D = ATEX and IECEx certified box with SII2 approval
E = ATEX and IECEx certified box with SII3 approval
G = EAC certification for Russian market
1 = INMETRO certification for Brazilian market
N = NEPSI certification for Chinese market
J = CCOE certification for Indian market
U = UL certified box (only for SK series)
W = Weather proof
* SII2 / SII3 options available on request

Marking

O = Standard location
2 = Certification marking: Ex II 2GD Exd IIC
7 = cULus Class 1/2 Div1 (only for SK series)
8 = cULus Class 1/2 Div 1/2 with switches code: C4, N1, N3. (Only for SK series)

IP Protection rating

1 = Weather proof IP66/IP67
3 = Weather proof IP66/IP68
7 = Nema 4 and 4X

Temperature

A = Ambient temperature range: -20 to +80 °C (-4 to +176 °F)
L = Ambient temperature range: -40 to +80 °C (-40 to + 176 °F)
N = Ambient temperature range: -55 to +80 °C (-67 to + 176 °F) for switch code C4

Material

3 = Die-cast aluminium heavy duty body and cover (on SK series)
7 = 316L Stainless steel heavy duty enclosure (on SQ series)

Note: Optional mounting kit for NAMUR actuators ordering code: KN07